

THIS DRAWING IS UNPUBLISHED. RELEASED FOR PUBLICATION
 © COPYRIGHT BY TYCO ELECTRONICS CORPORATION. ALL RIGHTS RESERVED.

LOC	DIST	REVISIONS					
FT	0	P	LTR	DESCRIPTION	DATE	DWN	APVD
			B1	REVISED PER ECO-06-2831	2/6/06	SS	SRY

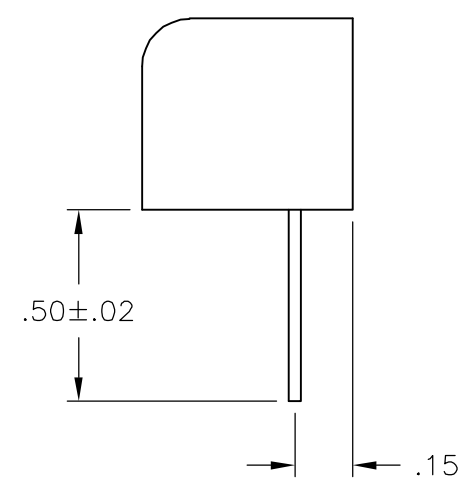
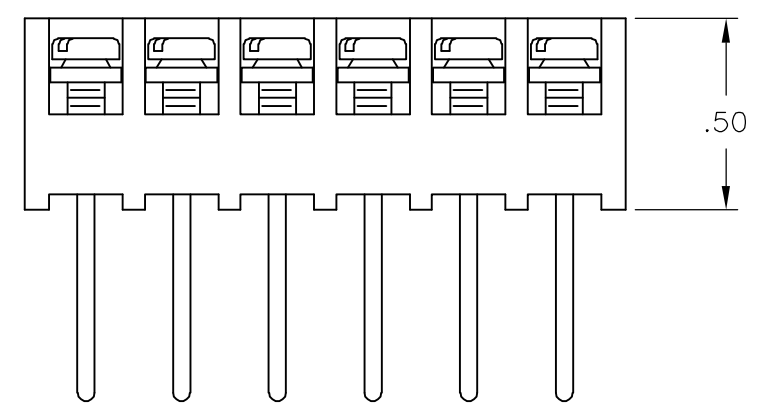
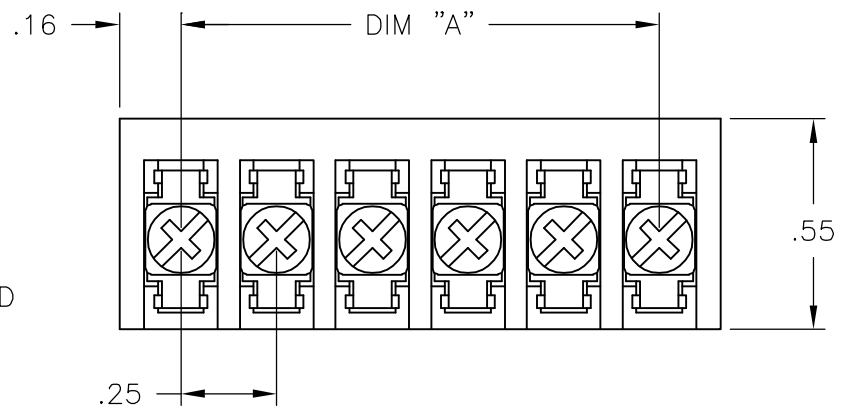
MATERIAL:
 HOUSING: THERMOPLASTIC, UL94V-0, BLACK.
 TERMINAL: M3 THREAD, BRIGHT TIN PLATED, COPPER ALLOY.
 SCREWS: 5-40 THREAD, NICKEL PLATED STEEL, EXCEPT WHERE NOTED OTHERWISE.

ELECTRICAL:
 RATED CURRENT: 10A.
 OPERATING VOLTAGE: 300V.
 WIRE RANGE: 16-30 AWG.

MECHANICAL:
 PITCH (TERMINAL SPACING): .250"
 OPERATING TEMP.: 120°C MAX.

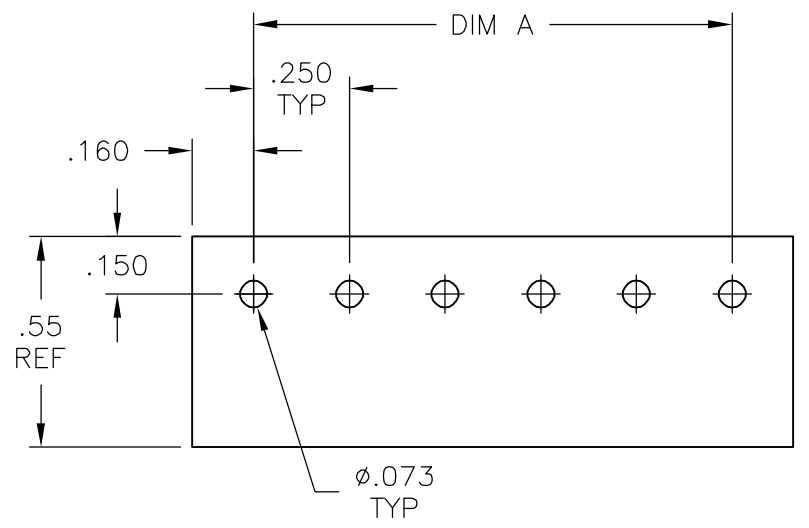
1. RUNNING TORQUE: 4 IN-LB MAX.

3-48 SCREWS, ZINC PLATED STEEL AND 3-48 THREADED TERMINAL.



7.25	30	3WWV-30-008	3-1546532-0
7.00	29	3WWV-29-008	2-1546532-9
6.75	28	3WWV-28-008	8-1546119-2
6.50	27	3WWV-27-008	2-1546532-7
6.25	26	3WWV-26-008	2-1546532-6
6.00	25	3WWV-25-008	2-1546532-5
5.75	24	3WWV-24-008	2-1546532-4
5.50	23	3WWV-23-008	2-1546532-3
5.25	22	3WWV-22-008	2-1546532-2
5.00	21	3WWV-21-008	2-1546532-1
4.75	20	3WWV-20-008	8-1546119-0
4.50	19	3WWV-19-008	1-1546532-9
4.25	18	3WWV-18-008	1-1546532-8
4.00	17	3WWV-17-008	1-1546532-7
3.75	16	3WWV-16-008	7-1546119-8
3.50	15	3WWV-15-008	1-1546532-5
3.25	14	3WWV-14-008	1-1546532-4
3.00	13	3WWV-13-008	1-1546532-3
2.75	12	3WWV-12-008	1-1546532-2
2.50	11	3WWV-11-008	1-1546532-1
2.25	10	3WWV-10-008	7-1546119-5
2.00	9	3WWV-09-008	1546532-9
1.75	8	3WWV-08-008	7-1546119-2
1.50	7	3WWV-07-008	1546532-7
1.25	6	3WWV-06-008	7-1546119-0
1.00	5	3WWV-05-008	6-1546119-9
.75	4	3WWV-04-307	3-1546532-1
.75	4	3WWV-04-008	6-1546119-7
.50	3	3WWV-03-008	6-1546119-5
.25	2	3WWV-02-008	6-1546119-4

DIM "A"	NO. OF POS.	CATALOG NUMBER	TYCO PART NO.
---------	-------------	----------------	---------------



RECOMMENDED PCB LAYOUT

THIS DRAWING IS A CONTROLLED DOCUMENT.		DWN	S SCHLEGEL	4/10/03	 Tyco Electronics Corporation Harrisburg, PA 17105-3608				
DIMENSIONS: INCHES		CHK	S YODER	4/10/03					
TOLERANCES UNLESS OTHERWISE SPECIFIED:		APVD	S YODER	4/10/03					
0 PLC ± - 1 PLC ± - 2 PLC ± .02 3 PLC ± .010 4 PLC ± - ANGLES ± 1°		PRODUCT SPEC		NAME		3WWV-XX-008 ASSEMBLY			
MATERIAL		FINISH		APPLICATION SPEC	SIZE	CAGE CODE	DRAWING NO	RESTRICTED TO	
-		-		WEIGHT	A3 00779		C-6-1546119-5	-	
CUSTOMER DRAWING				SCALE	NTS	SHEET	1 of 1	REV	B1